

Why Invest in METV?



Market Growth: The estimated economic impact for the metaverse is projected to be \$10.7 trillion by 2033.



User Engagement: Roblox reported 49.3 billion hours of playing time during 2022.

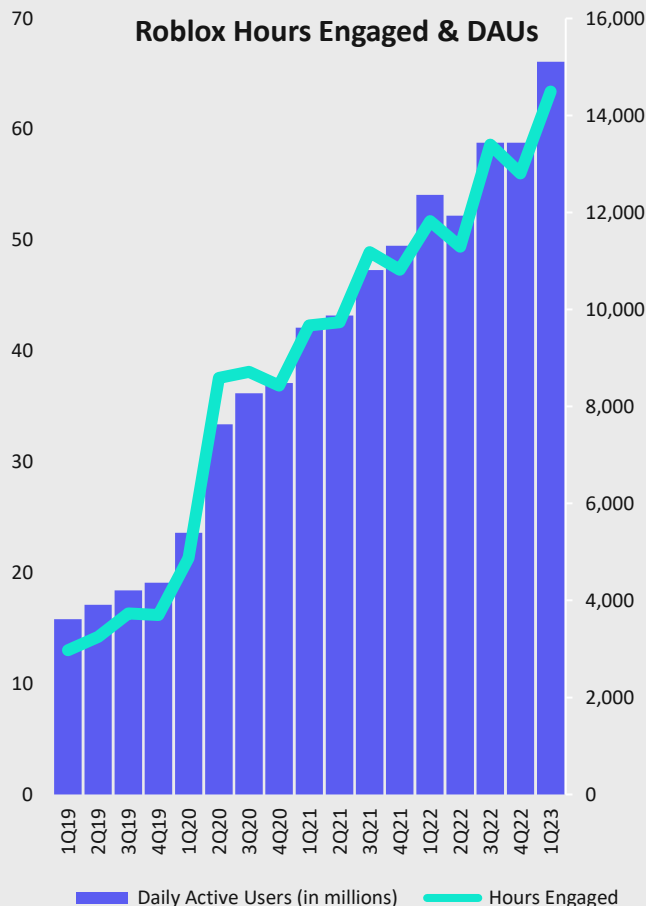


Exponential Adoption: The number of VR/AR headset shipments is forecasted to reach 31.1 million shipments by 2026.

Fund Details

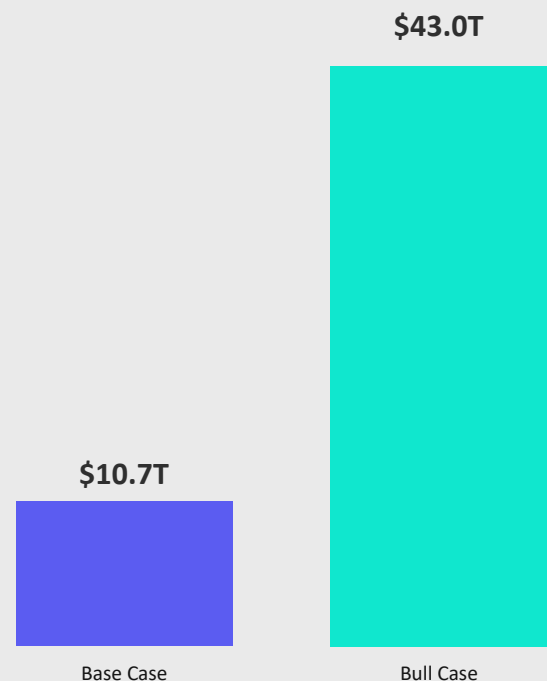
Fund Ticker	METV
Exchange	NYSE Arca
CUSIP	53656F417
Expense Ratio	0.59%
AUM	\$276.1MM
Shares Outstanding	20,450,000
Inception Date	06 / 30 / 2021
ETF Options Available	Yes
# of Holdings	38

The Metaverse Opportunity



Source: Bloomberg, Roblox company filings as of 1Q 2023.

Metaverse Economy Size (2033)



Source: World Economic Forum, IMF, Roundhill Investments as of May 31, 2023.

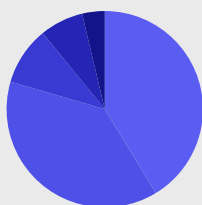
Top Ten Holdings (as of 3/31/25)

Apple Inc	8.59%	Sea Ltd	3.65%
ROBLOX Corp	8.15%	Unity Software Inc	3.53%
CI Galaxy Ethereum ETF	7.15%	Microsoft Corp	3.39%
Meta Platforms Inc	4.13%	QUALCOMM Inc	3.28%
NVIDIA Corp	4.00%	Tencent Holdings Ltd	3.15%

ETF holdings are subject to change at any time and should not be interpreted as an offer of these securities.

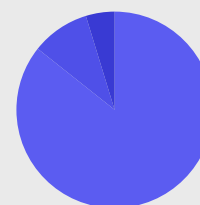
Sector Breakdown

Information Technology	41.2%
Communication Services	38.1%
Cryptocurrency	9.6%
Consumer Discretionary	7.2%
Financials	3.7%



Market Capitalization Breakdown

Large Cap (>\$10B)	85.5%
Small Cap (<\$2B)	9.6%
Mid Cap (\$2-10B)	4.7%



Overview

Roundhill believes the Metaverse will become the successor of the current internet and will build an experience that spans the virtual and 'real' world. The Roundhill Ball Metaverse ETF, which tracks a proprietary index created by Matthew Ball and other industry experts, was the first and remains the largest and most liquid Metaverse-focused ETF in the world by assets under management and daily volume.

Geographic Breakdown

United States	64.4%	Singapore	3.7%
Canada	9.6%	Taiwan	2.8%
China	7.9%	Britain	1.5%
Japan	4.5%	Netherlands	1.3%
South Korea	4.2%		

METV Performance (as of 3/31/25)

	1-Year	3-Year	Since Inception (06/30/2021)
NAV	8.47%	4.19%	-2.82%
Market Price	8.53%	4.18%	-2.84%

Performance for periods greater than one year shown annualized.

The performance data quoted represents past performance. Past performance does not guarantee future results. Current performance may be lower or higher than the performance data quoted. The investment return and principal value of an investment will fluctuate so that an investor's shares, when sold or redeemed, may be worth more or less than the original cost. Returns less than one year are not annualized. For the most recent month-end performance, please call (855) 561-5728. You cannot invest directly in and index. Shares are bought and sold at market price (closing price), not net asset value (NAV), and are not individually redeemed from the Fund. Market performance is determined using the bid/ask midpoint at 4:00pm Eastern Time when the NAV is typically calculated. Brokerage commissions will reduce returns. Short-term performance, in particular, is not a good indication of the fund's future performance, and an investment should not be made based solely on returns.

Expense Ratio	0.59%
----------------------	-------



Investors should consider the investment objectives, risk, charges and expenses carefully before investing. For a prospectus or summary prospectus with this and other information about the METV ETF please call 1-855-561-5728 or visit the website at <https://www.roundhillinvestments.com/etf/METV>.

Read the prospectus or summary prospectus carefully before investing. Investing involves risk, including possible loss of principal. Metaverse Companies and other companies that rely heavily on technology are particularly vulnerable to research and development costs, substantial capital requirements, product and services obsolescence, government regulation, and domestic and international competition, including competition from foreign competitors with lower production costs. Stocks of such companies, especially smaller, less-seasoned companies, may be more volatile than the overall market. Metaverse Companies may face dramatic and unpredictable changes in growth rates. Metaverse Companies may be targets of hacking and theft of proprietary or consumer information or disruptions in service, which could have a material adverse effect on their businesses. Fund investments will be concentrated in an industry or group of industries, and the value of Fund shares may rise and fall more than more diversified funds. Foreign investing involves social and political instability, market illiquidity, exchange-rate fluctuation, high volatility and limited regulation risks. Emerging markets involve different and greater risks, as they are smaller, less liquid and more volatile than more developed countries. Depositary Receipts involve risks similar to those associated with investments in foreign securities, but may not provide a return that corresponds precisely with that of the underlying shares. Please see the prospectus for details of these and other risks. As an ETF, the fund may trade at a premium or discount to NAV. Shares of any ETF are bought and sold at market price (not NAV) and are not individually redeemed from the Fund. Due to the costs of buying or selling Shares, including brokerage commissions imposed by brokers and bid/ask spreads, frequent trading of Shares may significantly reduce investment results and an investment in Shares may not be advisable for investors who anticipate regularly making small investments. The Fund may invest in securities issued in initial public offerings. The market value of IPO shares will fluctuate considerably due to factors such as the absence of a prior public market, unseasoned trading, the small number of shares available for trading and limited information about the issuer. The purchase of IPO shares may involve high transaction costs. IPO shares are subject to market risk and liquidity risk. The Fund is a recently organized investment company with no operating history. The Fund invests in equity securities of SPACs, which raise assets to seek potential acquisition opportunities. Please see the prospectus for details of these and other risks.

Roundhill Financial Inc. serves as the investment advisor. The Funds are distributed by Foreside Fund Services, LLC which is not affiliated with Roundhill Financial Inc., U.S. Bank, or any of their affiliates.