

INDEX OVERVIEW

The Roundhill BITKRAFT Esports Index is the first rules-based index designed to track the performance of the growing market of electronic sports, or “**esports**”. The Index consists of a modified equal-weighted portfolio of globally-listed companies who are actively involved in the competitive video gaming industry. This classification includes, but is not limited to: video game publishers, streaming network operators, video game tournament and league operators/owners, competitive team owners, and hardware companies.

WHY INVEST IN ESPORTS?



PLAY 2.5 billion people play video games¹, including 2 in 3 Americans².

WATCH There are 454 million esports viewers worldwide, growing to 645 million by 2022³. More people watch video games than Netflix, HBO, ESPN, and Hulu – combined⁴.

GROW Global gaming market of \$152 billion in 2019, expected to increase 9%+ per year⁵.

GLOBAL MARKET



^{1,5}Newzoo Global Games Market Report 2019 ³Newzoo 2019 Global Esports Market Report
²EEDAR 2018 Gamer Segmentation Report ⁴2017 Superdata Gaming Video Content

INDEX CHARACTERISTICS

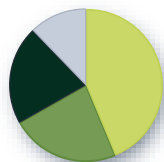
Index Ticker (Total Return)	NERD
Index Ticker (Price Return)	NERDPR
Launch Date	12/31/2018
Rebalancing Frequency	Quarterly
# of Holdings	25
Median Market Capitalization	\$4.8 billion
Country Exposure Count	11

GEOGRAPHIC BREAKDOWN

United States	20.9%	Poland	5.0%
China	19.0%	France	4.4%
Japan	13.7%	Switzerland	4.4%
Singapore	8.6%	Russia	2.5%
South Korea	8.4%		
Taiwan	8.0%		
Sweden	5.2%		

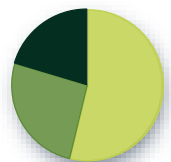
THEMATIC RELEVANCE BREAKDOWN

Games	43.7%
Media	23.1%
Hardware	21.0%
Broad-based	12.2%



MARKET CAPITALIZATION BREAKDOWN

Large Cap (>\$5B)	53.8%
Mid Cap (\$1-5B)	25.9%
Small Cap (<\$1B)	20.4%

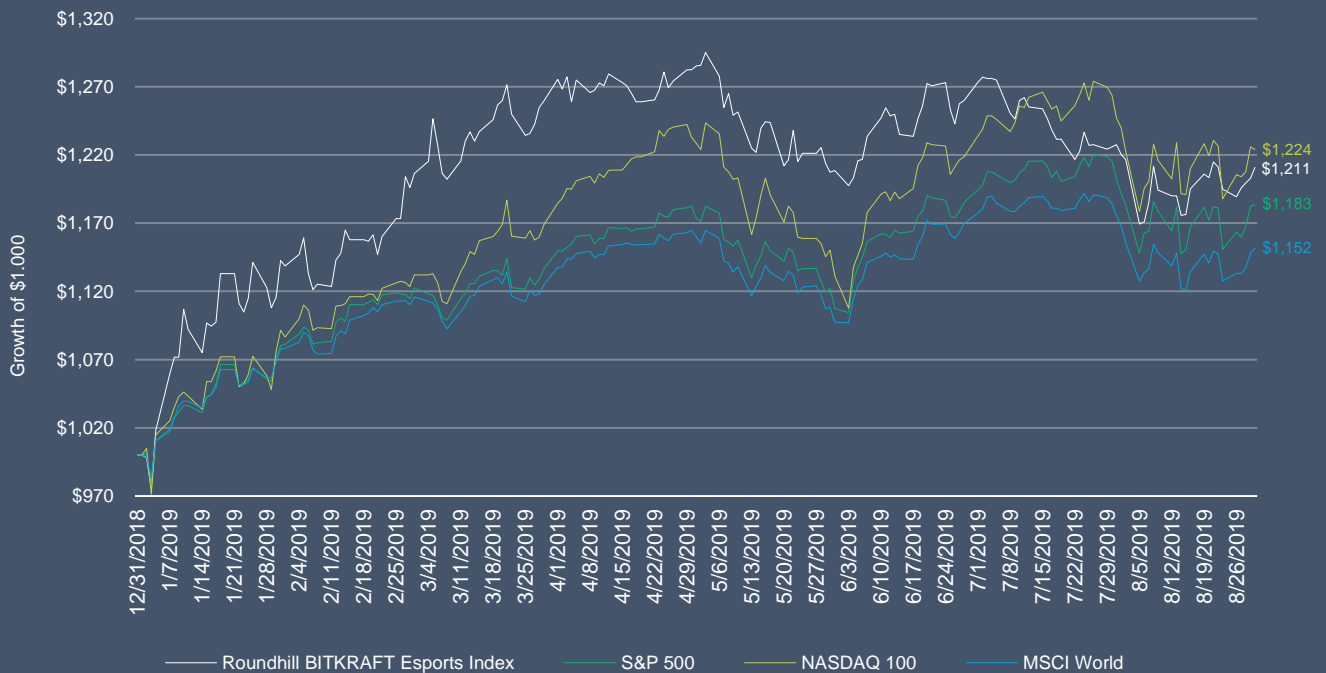


TOP TEN HOLDINGS



ATVI	Activision Blizzard Inc	6.94%	CDR PW	CD Projekt SA	4.95%
HUYA	HUYA Inc	6.33%	HEAR	Turtle Beach Corp	4.95%
067160 KS	AfreecaTV Co Ltd	5.87%	TTWO	Take-Two Interactive Software Inc	4.92%
SE	Sea Ltd	5.87%	UBI FP	Ubisoft Entertainment SA	4.37%
9697 JP	Capcom Co Ltd	5.57%	LOGN SW	Logitech International SA	4.37%

INDEX PERFORMANCE



	1 Month	3 Month	YTD	1 Year
Roundhill BITKRAFT Esports Index	-1.35%	0.19%	21.09%	N/A
S&P 500	-1.58%	6.87%	18.34%	2.92%
NASDAQ 100	-1.86%	8.19%	22.41%	1.60%
MSCI World	-2.05%	4.93%	15.15%	0.26%

Roundhill Investments is a registered investment adviser focused on developing innovative financial products designed to offer exposure to investment themes that appeal to the next generation of investors. Roundhill plans to act as the Adviser for a series of ETFs, or exchange-traded-funds. With our insights and product offerings, our goal is that retail and institutional investors will be empowered to diversify their portfolios by gaining exposure to innovative investment themes.

Our first index provides exposure to the esports and digital entertainment industry. At Roundhill, we define esports as competitive video gaming in front of a viewing audience.

DISCLAIMER

It is not possible to invest directly in an index. Index performance does not reflect the deduction of any fees or expenses. The S&P 500 is a capitalization-weighted index of 500 stocks designed to measure the performance of the broad domestic economy. The MSCI World Index is a free-float weighted equity index. It is designed to measure the performance of developed world markets. The NASDAQ-100 Index is a modified capitalization-weighted index of the 100 largest issues listed on the NASDAQ. Performance is provided on a total return basis. For thematic relevance purposes, holdings are classified according to Roundhill's proprietary methodology.