

## Why Invest in LUXX?



**Market Growth:** The global luxury market size is expected to grow roughly 50% between 2022 and 2030, resulting in a total market size of more than \$600 billion.<sup>1</sup>



**Resiliency:** We believe luxury stocks have historically proved resilient during recessionary periods, due to superior pricing power which contributes to high margins and strong free cash flow generation.



**Access:** LUXX offers investors access to a portfolio of 80 leading global luxury companies listed across Europe, Asia, and more.

<sup>1</sup> Bain-Altgamma Luxury Goods Worldwide Market Study, Jan 2023

## Fund Details

|                       |                |
|-----------------------|----------------|
| Fund Ticker           | LUXX           |
| Exchange              | NYSE Arca      |
| CUSIP                 | 53656G431      |
| Expense Ratio         | 0.45%          |
| AUM                   | \$1.2MM        |
| Shares Outstanding    | 50,000         |
| Inception Date        | 08 / 23 / 2023 |
| ETF Options Available | No             |
| # of Holdings         | 63             |

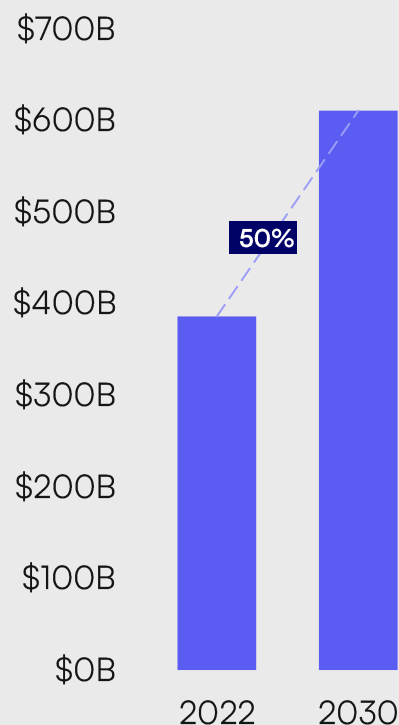
## Global Luxury Opportunity

### S&P® Global Luxury Index Performance



Source: Bloomberg, S&P® Global Luxury Index, as of 8/31/2011 to 7/31/2023.

### Global Luxury Market Size



Source: Bain-Altgamma Luxury Goods Worldwide Market Study as of 1/17/2023.

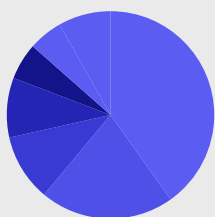
### Top Ten Holdings (as of 08/23/23)

|                                     |       |                  |       |
|-------------------------------------|-------|------------------|-------|
| Hermes International                | 8.19% | Ferrari NV       | 4.99% |
| LVMH Moët Hennessy Louis Vuitton SE | 7.89% | Diageo PLC       | 4.07% |
| Cie Financiere Richemont SA         | 7.62% | NIKE Inc         | 4.06% |
| Mercedes-Benz Group AG              | 5.39% | Pernod Ricard SA | 3.98% |
| Kering SA                           | 5.01% | Tesla Inc        | 3.83% |

ETF holdings are subject to change at any time and should not be interpreted as an offer of these securities. Excludes cash positions.

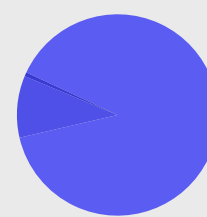
#### GICS Sub Industry Breakdown

|                                |       |
|--------------------------------|-------|
| Apparel, Accessories & Luxury  | 38.4% |
| Automobile Manufacturers       | 20.0% |
| Hotels, Resorts & Cruise Lines | 10.0% |
| Distillers & Vintners          | 8.9%  |
| Footwear                       | 5.5%  |
| Personal Care Products         | 5.1%  |
| Other                          | 7.8%  |



#### Market Capitalization Breakdown

|                    |       |
|--------------------|-------|
| Large Cap (>\$10B) | 88.3% |
| Mid Cap (\$2-10B)  | 10.6% |
| Small Cap (<\$2B)  | 1.1%  |



#### Overview

Roundhill believes that the luxury goods sector has the potential to outperform broad markets due to resilient business fundamentals fueled by prominent, evergreen brands with enduring qualities. The Roundhill S&P® Global Luxury ETF is a passive, US-listed ETF focused on the luxury sector.

#### Geographic Breakdown

|               |       |           |      |
|---------------|-------|-----------|------|
| United States | 32.6% | Britain   | 6.5% |
| France        | 25.8% | Canada    | 2.8% |
| Germany       | 10.0% | Japan     | 2.1% |
| Switzerland   | 7.6%  | Australia | 0.6% |
| Italy         | 7.4%  | Hong Kong | 0.2% |

#### LUXX Performance (as of 08/23/23)

**NAV**

Since Inception  
(08/23/2023)

N/A

**Market Price**

N/A

Performance for periods greater than one year shown annualized.

The performance data quoted represents past performance. Past performance does not guarantee future results. Current performance may be lower or higher than the performance data quoted. The investment return and principal value of an investment will fluctuate so that an investor's shares, when sold or redeemed, may be worth more or less than the original cost. Returns less than one year are not annualized. For the most recent month-end performance, please call (855) 561-5728. You cannot invest directly in an index. Shares are bought and sold at market price (closing price), not net asset value (NAV), and are not individually redeemed from the Fund. Market performance is determined using the bid/ask midpoint at 4:00pm Eastern Time when the NAV is typically calculated. Brokerage commissions will reduce returns. Short-term performance, in particular, is not a good indication of the fund's future performance, and an investment should not be made based solely on returns.

**Expense Ratio**

0.45%



---

**Investors should consider the investment objectives, risk, charges and expenses carefully before investing. For a prospectus or summary prospectus with this and other information about the LUXX ETF please call 1-877-220-7649 or visit the website at <https://www.roundhillinvestments.com/etf/luxx/>. Read the prospectus or summary prospectus carefully before investing.**

Read the prospectus or summary prospectus carefully before investing. Investing involves risk, including possible loss of principal. Luxury companies face intense competition, both domestically and internationally, may have products that face rapid obsolescence, and are heavily dependent on the protection of patent and intellectual property rights. Such factors may adversely affect the profitability and value of luxury goods companies. Investments made in small and mid-capitalization companies may be more volatile and less liquid due to limited resources or product lines and more sensitive to economic factors. Fund investments will be concentrated in an industry or group of industries, and the value of Fund shares may risk and fall more than diversified funds. Foreign investing involves social and political instability, market illiquidity, exchange-rate fluctuation, high volatility and limited regulation risks. Emerging markets may be more volatile and less liquid than more developed markets and therefore may involve greater risks. Depository Receipts involve risks similar to those associated investments in foreign securities, but may not provide a return that corresponds precisely with that of the underlying shares. Please see the prospectus for details of these and other risks. The fund is passively managed and attempts to mirror the composition and performance of the S&P Global Luxury Index. The Fund's returns may not match due to expenses incurred by the Fund or lack of precise correlation with the index.

Roundhill Financial Inc. serves as the investment advisor. The Funds are distributed by Foreside Fund Services, LLC which is not affiliated with Roundhill Financial Inc., U.S. Bank, or any of their affiliates.

The "S&P® Global Luxury Index " is a product of S&P Dow Jones Indices LLC or its affiliates ("SPDJI"), and has been licensed for use by Roundhill Investments Inc. S&P® is a registered trademark of Standard & Poor's Financial Services LLC ("S&P"); Dow Jones® is a registered trademark of Dow Jones Trademark Holdings LLC ("Dow Jones"); and these trademarks have been licensed for use by SPDJI and sublicensed for certain purposes by Roundhill Investments Inc. The Roundhill S&P® Global Luxury ETF is not sponsored, endorsed, sold or promoted by SPDJI, Dow Jones, S&P, their respective affiliates, and none of such parties make any representation regarding the advisability of investing in such product(s) nor do they have any liability for any errors, omissions, or interruptions of the S&P® Global Luxury Index.